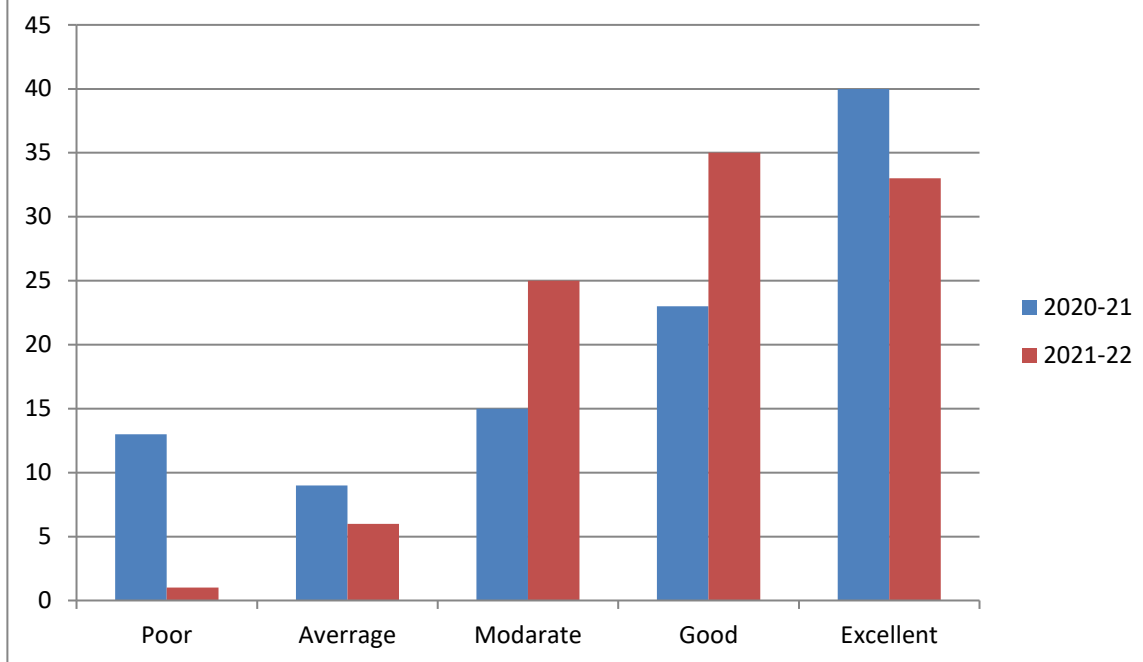


**Student Feedback Action Taken Report  
Sagardighi K.K.S Mahavidyalaya**

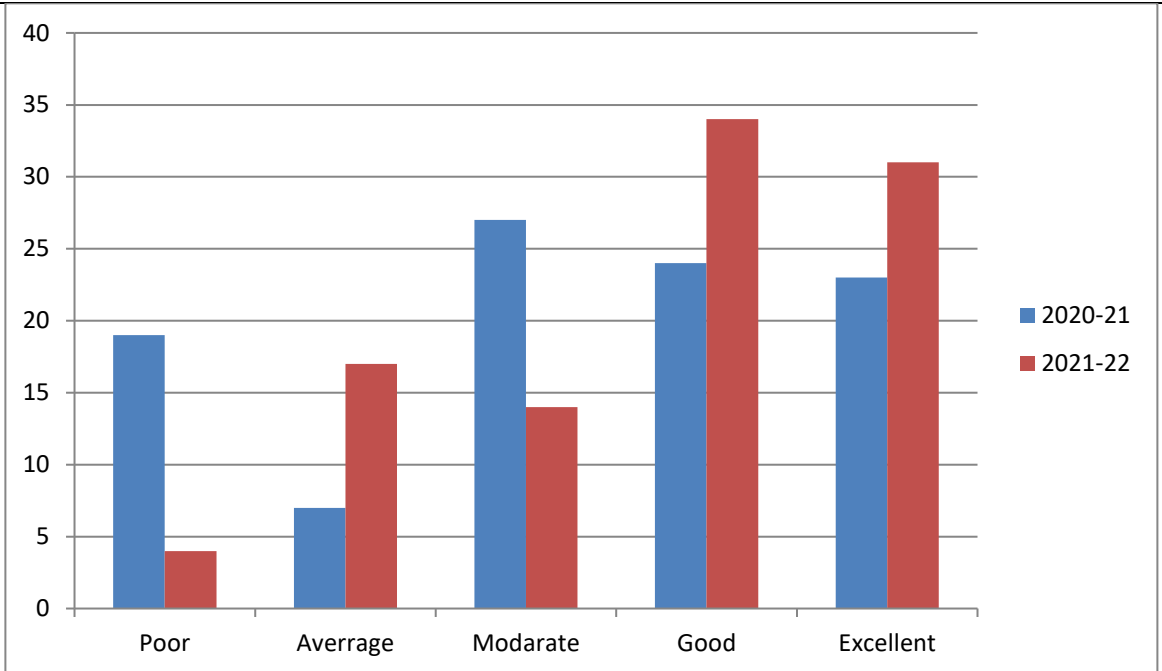
|        |  | <b>2020-21</b>   | <b>2021-22</b>  |
|--------|--|--|---|
| 0<br>1 | <b>How would you rate the quality of the faculty members in terms of teaching and knowledge?</b> | <b>1- Poor - 13%</b><br><b>2-Average - 09%</b><br><b>3- Moderate -15%</b><br><b>4- Good - 23%</b><br><b>5- Excellent - 40%</b> | <b>1- Poor - 01%</b><br><b>2-Average - 06%</b><br><b>3- Moderate - 25%</b><br><b>4- Good - 35%</b><br><b>5- Excellent - 33%</b> |



**It clearly shows that gradually we, the teachers should be more responsible about our teaching-learning process. We also realize that we need to be more careful about our class deliberation for better effective teaching learning process.**

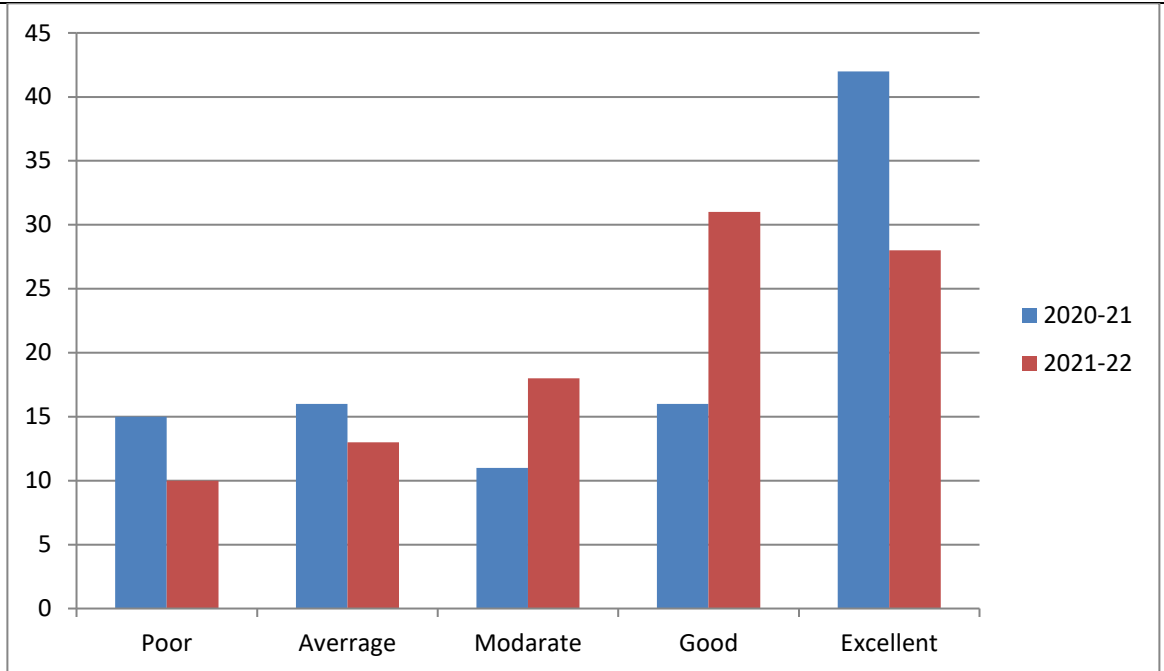
|        |  |   |  |
|--------|--|---|--|
| 0<br>2 | <b>Teachers are punctual and they take classes as per scheduled.</b> | <b>1- Poor - 15%</b><br><b>2-Average - 13%</b><br><b>3- Moderate - 18%</b><br><b>4- Good - 31%</b><br><b>5- Excellent - 23%</b> | <b>1- Poor - 01%</b><br><b>2-Average - 12%</b><br><b>3- Moderate - 24%</b><br><b>4- Good - 40%</b> |
|--------|--|---|--|

|                    |  |  | <b>5- Excellent - 23%</b>  |                    |         |         |      |    |   |         |    |    |          |    |    |      |    |    |           |    |    |
|--------------------|--|--|--|--------------------|---------|---------|------|----|---|---------|----|----|----------|----|----|------|----|----|-----------|----|----|
|                    | <table border="1"> <caption>Satisfaction Data from Bar Chart</caption> <thead> <tr> <th>Satisfaction Level</th> <th>2020-21</th> <th>2021-22</th> </tr> </thead> <tbody> <tr> <td>Poor</td> <td>15</td> <td>1</td> </tr> <tr> <td>Average</td> <td>13</td> <td>12</td> </tr> <tr> <td>Moderate</td> <td>18</td> <td>24</td> </tr> <tr> <td>Good</td> <td>31</td> <td>40</td> </tr> <tr> <td>Excellent</td> <td>23</td> <td>23</td> </tr> </tbody> </table> |  |  | Satisfaction Level | 2020-21 | 2021-22 | Poor | 15 | 1 | Average | 13 | 12 | Moderate | 18 | 24 | Good | 31 | 40 | Excellent | 23 | 23 |
| Satisfaction Level | 2020-21  | 2021-22  |  |                    |         |         |      |    |   |         |    |    |          |    |    |      |    |    |           |    |    |
| Poor               | 15   | 1  |  |                    |         |         |      |    |   |         |    |    |          |    |    |      |    |    |           |    |    |
| Average            | 13   | 12   |  |                    |         |         |      |    |   |         |    |    |          |    |    |      |    |    |           |    |    |
| Moderate           | 18   | 24   |  |                    |         |         |      |    |   |         |    |    |          |    |    |      |    |    |           |    |    |
| Good               | 31   | 40   |  |                    |         |         |      |    |   |         |    |    |          |    |    |      |    |    |           |    |    |
| Excellent          | 23   | 23   |  |                    |         |         |      |    |   |         |    |    |          |    |    |      |    |    |           |    |    |
|                    | <p>Usually all of our teachers are punctual but several times we have missed our classes due to unavoidable situation like meeting and emergencies. We realize that we have to pay extra attention to balance both sides and not hamper our allotted classes.</p>  |  |  |                    |         |         |      |    |   |         |    |    |          |    |    |      |    |    |           |    |    |
| 03                 | <p><b>How satisfied are you with the curriculum and course content?</b></p>  | <p><b>1- Poor - 19%</b><br/> <b>2-Average - 07%</b><br/> <b>3- Moderate - 27%</b><br/> <b>4- Good - 24%</b><br/> <b>5- Excellent - 23%</b></p> | <p><b>1- Poor - 04%</b><br/> <b>2-Average - 17%</b><br/> <b>3- Moderate - 14%</b><br/> <b>4- Good - 34%</b><br/> <b>5- Excellent - 31%</b></p> |                    |         |         |      |    |   |         |    |    |          |    |    |      |    |    |           |    |    |



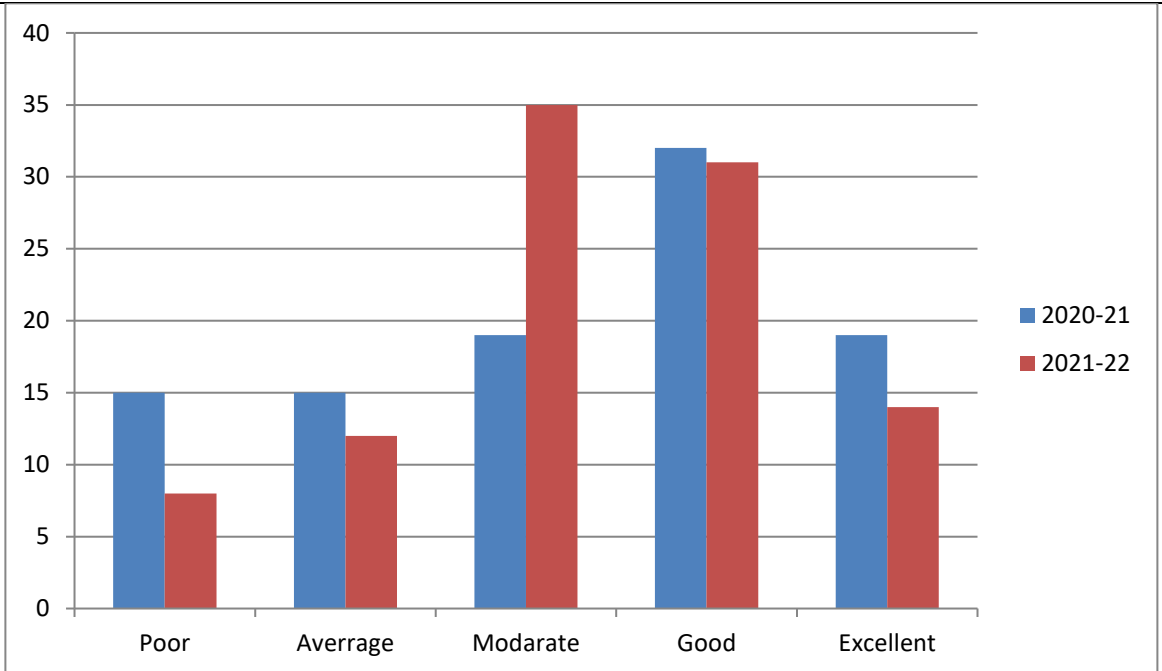
**The data shows that we are getting mixed feedback. But being affiliated college, we have no such freedom to modify/upgrade the curriculum, we have to be more attentive to the delivery of the Curriculum. We need to have more interactive and more students centric teaching plan.**

|        |   |   |   |
|--------|---|---|---|
| 0<br>4 | <b>Are the academic resources (Library, Drinking Water, Toilet etc.) adequate and accessible?</b> | <b>1- Poor - 15%</b><br><b>2-Average - 16%</b><br><b>3- Moderate - 11%</b><br><b>4- Good - 16%</b><br><b>5- Excellent - 42%</b> | <b>1- Poor - 10%</b><br><b>2-Average - 13%</b><br><b>3- Moderate - 18%</b><br><b>4- Good - 31%</b><br><b>5- Excellent - 28%</b> |
|--------|---|---|---|



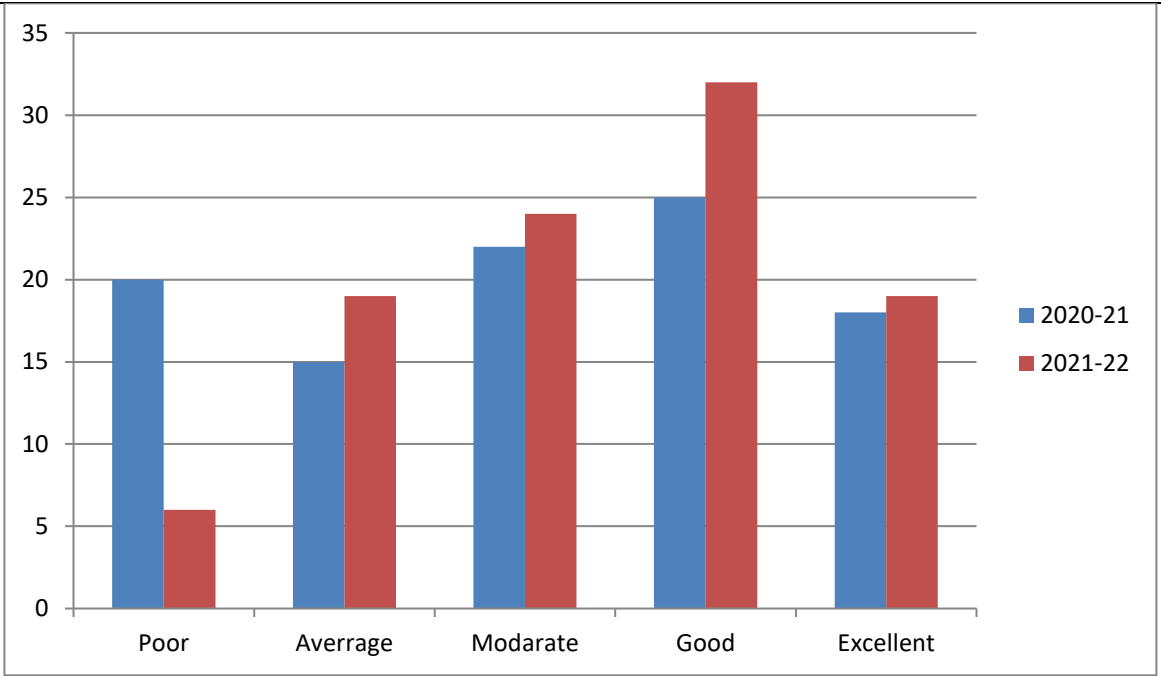
After getting student feedback we have formed 'Planning and Maintenance cell' to look at the matter. And we are pleased to inform that we have introduced library automation system, solar energy-based water purification plant, Sanitary napkin vending machine with incinerator etc. Now our next target is to make students familiar with library automation system.

|        |  |   |   |
|--------|--|---|---|
| 0<br>5 | Rate the cleanliness and maintenance of the campus | <b>1- Poor - 15%</b><br><b>2-Average - 15%</b><br><b>3- Moderate - 19%</b><br><b>4- Good - 32%</b><br><b>5- Excellent - 19%</b> | <b>1- Poor - 08%</b><br><b>2-Average - 12%</b><br><b>3- Moderate - 35%</b><br><b>4- Good - 31%</b><br><b>5- Excellent - 14%</b> |
|--------|--|---|---|



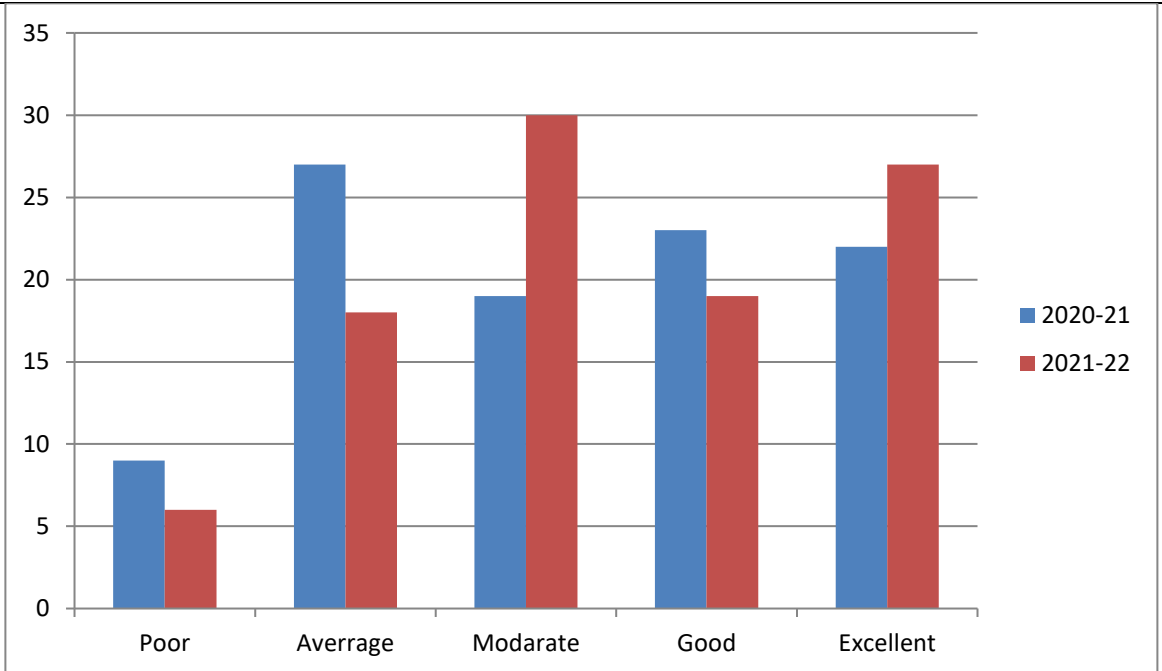
As our college is a co-ed college but more than 60% students are female. So, we pay extra attention for clean toilet. Also, our N.S.S unit is actively involved in cleaning the campus and regularly introduce several programs. But we have to be more careful.

|        |  |   |   |
|--------|--|---|---|
| 0<br>6 | Rate the availability of necessary facilities (classroom, computer labs, sports Facilities, student common room, Canteen etc.) | <b>1- Poor - 20%</b><br><b>2-Average - 15%</b><br><b>3- Moderate - 22%</b><br><b>4- Good - 25%</b><br><b>5- Excellent - 18%</b> | <b>1- Poor - 06%</b><br><b>2-Average - 19%</b><br><b>3- Moderate - 24%</b><br><b>4- Good - 32%</b><br><b>5- Excellent - 19%</b> |
|--------|--|---|---|



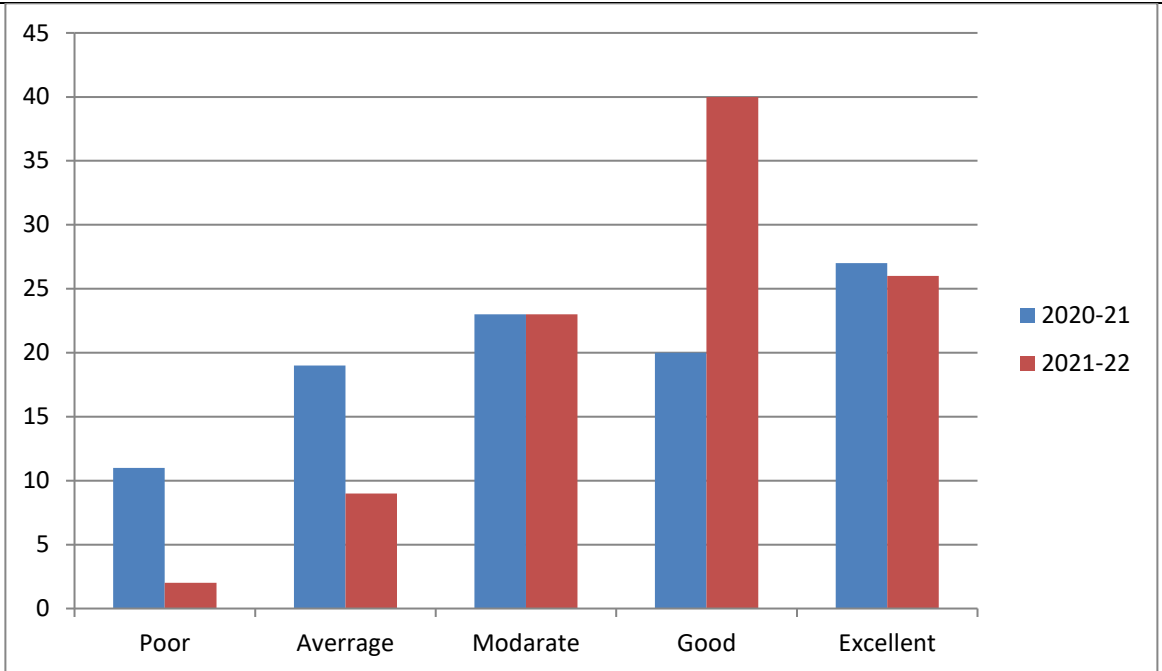
it's true that due to lack of adequate fund we are still suffering to serve properly. Then too we hope we will be able to improve those facility gradually.

|    |   |  |  |
|----|---|--|--|
| 07 | <p><b>How would you rate the availability and effectiveness of academic guidance and counseling services, extracurricular activities?</b></p> | <p><b>1- Poor - 09%</b><br/> <b>2-Average - 27%</b><br/> <b>3- Moderate - 19%</b><br/> <b>4- Good - 23%</b><br/> <b>5- Excellent - 22%</b></p> | <p><b>1- Poor - 06%</b><br/> <b>2-Average - 18%</b><br/> <b>3- Moderate - 30%</b><br/> <b>4- Good - 19%</b><br/> <b>5- Excellent - 27%</b></p> |
|----|---|--|--|



**Due to lack of expertized faculty members sometimes we failed to serve as per student need and demand in the field of guidance and counseling services, extracurricular activities. But we are trying to involve the faculty members from other institutions (under MOU) to arrange special lecture for our students. Career Counselling Cell and IQAC are actively working hard for this type of collaborative work.**

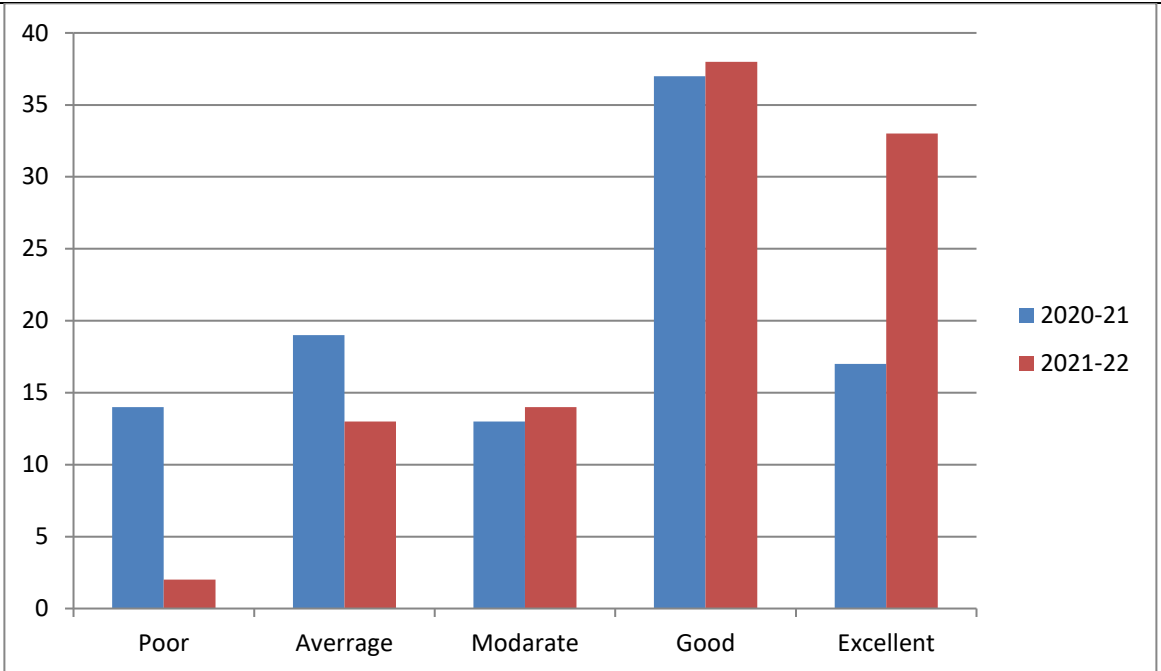
|        |   |   |   |
|--------|---|---|---|
| 0<br>8 | <b>Rate the responsiveness and professionalism of the administrative staff.</b> | <b>1- Poor - 11%</b><br><b>2-Average - 19%</b><br><b>3- Moderate - 23%</b><br><b>4- Good - 20%</b><br><b>5- Excellent - 27%</b> | <b>1- Poor - 02%</b><br><b>2-Average - 09%</b><br><b>3- Moderate - 23%</b><br><b>4- Good - 40%</b><br><b>5- Excellent - 26%</b> |
|--------|---|---|---|



**Due to lack of technical knowledge sometimes the administrative staffs are not able to satisfy the students requirement in time. But it's true we are improving to make ourself more responsible and professional.**

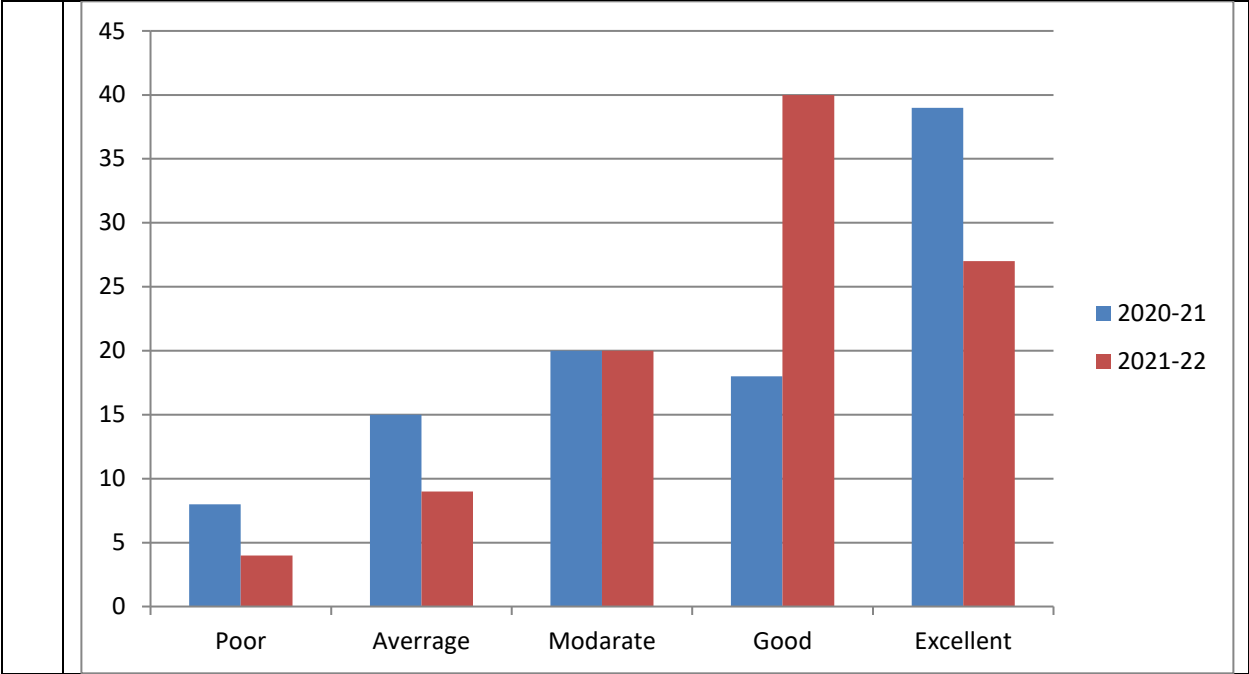
|        |  |  |  |
|--------|--|--|--|
| 0<br>9 | <p><b>Based on your experience, would you recommend our college to others?</b></p> | <p><b>1- Poor - 14%</b><br/> <b>2-Average - 19%</b><br/> <b>3- Moderate - 13%</b><br/> <b>4- Good - 37%</b><br/> <b>5- Excellent - 17%</b></p> | <p><b>1- Poor - 02%</b><br/> <b>2-Average - 13%</b><br/> <b>3- Moderate - 14%</b><br/> <b>4- Good - 38%</b><br/> <b>5- Excellent - 33%</b></p> |
|--------|--|--|--|





**Though there are financial constraints we will not deny that we have to provide healthier academic ambience to the students. We need to augment academic infrastructure as soon as possible to meet the vision of the institute.**

|        |  |   |   |
|--------|--|---|---|
| 1<br>0 | <b>Overall satisfaction based on your experience at our college.</b> | <b>1- Poor - 08%</b><br><b>2-Average - 15%</b><br><b>3- Moderate - 20%</b><br><b>4- Good - 18%</b><br><b>5- Excellent - 39%</b> | <b>1- Poor - 04%</b><br><b>2-Average - 09%</b><br><b>3- Moderate - 20%</b><br><b>4- Good - 40%</b><br><b>5- Excellent - 27%</b> |
|--------|--|---|---|



We are thankful to the students for submitting their feedback we will upgrade ourselves to have their more satisfaction being at this college.